



## Health & Safety Department (Safety Section)



Document Title	Technical Guidelines for Occupational Health & Safety in Kitchens & Food Preparation Areas
Document Code	DM-HSD-GU46-KFPA2
Version #	3
Issue Date	09/05/2024
Superseded Issue Date	19/02/2020

	<b>Organization Unit:</b>	<b>Health &amp; Safety Department</b>	<b>الوحدة التنظيمية:</b>	
	<b>Document title:</b>	Technical Guidelines for Occupational Health and Safety in Kitchen and Food Preparation Areas	<b>اسم الوثيقة:</b>	
	<b>Doc Ref:</b>	DM-HSD-GU46-KFPA2	<b>رمز الوثيقة:</b>	

### Document History Log



Any modification to the document must be reviewed and approved as per the corporate policies and procedures of document control

Version #	Date	Prepared/reviewed by	Modifications summary
V 3	09/05/2024	Safety Section	Adding the new logo of both Dubai Government & Dubai Municipality

 حكومة دبي GOVERNMENT OF DUBAI	Organization Unit:	<b>Health &amp; Safety Department</b>	الوحدة التنظيمية:	 بلدية دبي Dubai Municipality
	Document title:	Technical Guidelines for Occupational Health and Safety in Kitchen and Food Preparation Areas	اسم الوثيقة:	
	Doc Ref:	DM-HSD-GU46-KFPA2	رمز الوثيقة:	

## Table of Contents

<b>1 Purpose</b>	.....	<b>4</b>
<b>2 Scope</b>	.....	<b>4</b>
<b>3 Definitions</b>	.....	<b>4</b>
<b>4 Technical Guidelines</b>	.....	<b>5</b>
4-1 Cleaning	.....	5
4-2 Machinery in the Workplace	.....	5
4-3 Electrical Safety	.....	5
4-4 Gas Safety	.....	6
4-5 Steam Safety	.....	6
4-6 Fume Ventilation	.....	7
4-7 Deep Fat Fryers	.....	7
4-8 Cold Stores	.....	7
4-9 Personal Protective Equipment	.....	8
4-10 First-Aid	.....	8
4-11 Fire Fighting	.....	8
<b>5 References</b>	.....	<b>8</b>

	Organization Unit:	<b>Health &amp; Safety Department</b>	الوحدة التنظيمية:	
	Document title:	Technical Guidelines for Occupational Health and Safety in Kitchen and Food Preparation Areas	اسم الوثيقة:	
	Doc Ref:	DM-HSD-GU46-KFPA2	رمز الوثيقة:	

## 1 Purpose

This technical guideline is designed to provide practical measures to address and mitigate risks commonly associated with kitchen environments. From commercial kitchens to various food service settings, the kitchen poses hazards that can lead to accidents, injuries, or fires. By implementing the recommended measures outlined in this guideline, one can create a safer and more secure kitchen environment for all occupants. Understanding and adhering to these safety protocols will help minimize risks and ensure a smooth operation in the kitchen. This guideline describes the precautions to be taken against major hazardous associated with kitchen activities. Under Dubai Local Order No. 61/1991.



## 2 Scope

This guideline applies to all establishments, including hotels, restaurants, factories, that include kitchens within the Emirate of Dubai. Kitchens attached to establishments shall also be included within the scope of this document.

## 3 Definitions

Definition	Meaning
<b>Kitchen &amp; Food Preparation Areas</b>	a designated area within a residential or commercial space specifically used for food preparation, cooking, and sometimes dining. It typically contains appliances such as stoves, ovens, refrigerators, and sinks, as well as various utensils, cookware, and food storage containers. Kitchens can vary in size and layout but are essential spaces for culinary activities in both domestic and professional settings

Issue Date: 09/05/2024	OPEN DATA / بيانات مفتوحة	Version #: 3
Superseded Issue Date: 19/02/2020		Page 4 of 8

	Organization Unit:	Health & Safety Department	الوحدة التنظيمية:	
	Document title:	Technical Guidelines for Occupational Health and Safety in Kitchen and Food Preparation Areas	اسم الوثيقة:	
	Doc Ref:	DM-HSD-GU46-KFPA2	رمز الوثيقة:	

## 4 Technical Guidelines

Many potential hazards exist in preparing, cooking, and serving food in catering establishments, restaurants, hotels, and the kitchens of factories.

### 4-1 Cleaning

- Corrosive cleaning chemicals can cause serious skin burns. Examples: Detergents and chemicals based on chlorine, acid etc. Employees should wear protective clothing including gloves, aprons and safety glasses when engaged in cleaning activities.
- Do not transfer cleaning chemicals into other containers such as milk or soft drink bottles/containers.
- Never mix cleaning chemicals together; cleaning chemicals should be stored in a clearly marked separate area.
- Do not allow cleaning water to get into any machine's electrical equipment.
- Do not prepare food/soft drink items in cleaning chemical containers.



### 4-2 Machinery in the Workplace

- Adequate space around machines shall be provided.
- The floor around every machine should be in good condition and should be kept clean to prevent slipping. Example: on fat or grease.
- Machines must not be run with the guards off. All dangerous parts of machinery shall be adequately guarded.
- The person cleaning the machine may have to uncover dangerous parts of the machine. There is risk of serious injury if safe methods are not clearly set out.
- All drive chains or v-belts must be enclosed by a guard.
- Fixed electrical machines should be provided with a lockable isolation switch.

### 4-3 Electrical Safety

- All electrical circuits shall be provided with earth leakage circuit breakers.
- Do not try to carry out makeshift repairs to damaged cables.
- Use correctly fused plugs on all equipment.
- Ensure that there are no taped joints. Use correctly sized cables.
- Check all equipment for its condition, annually.

Issue Date: 09/05/2024	OPEN DATA / بيانات مفتوحة	Version #: 3
Superseded Issue Date: 19/02/2020		Page 5 of 8

	<b>Organization Unit:</b>	<b>Health &amp; Safety Department</b>	<b>الوحدة التنظيمية:</b>	
	<b>Document title:</b>	Technical Guidelines for Occupational Health and Safety in Kitchen and Food Preparation Areas	<b>اسم الوثيقة:</b>	
	<b>Doc Ref:</b>	DM-HSD-GU46-KFPA2	<b>رمز الوثيقة:</b>	



#### 4-4 Gas Safety

- In addition to the appliance gas control taps, install a gas shut off valve in the kitchen to shut off the gas supply to all the appliances in an emergency, if the LPG is supplied from storage tank or battery of cylinders through a manifold.
- If you smell gas:
  - Do not use any naked lights.
  - Do not switch the lights or any other electrical equipment on or off; switches produce sparks that would ignite escaping gas.
  - Check the burner - turn off burner, supply line.
  - Open doors and windows.
  - Take corrective measures
  - Report the leak immediately to the gas supplier.
- LPG cylinders should:
  - Not be dropped or allowed to come in violent contact with any other object.
  - Be handled and used in an upright position - outlet valve uppermost.
- Any leaking gas should be tested by brushing with soapy water around connection; bubble will form if gas is leaking. NEVER USE A NAKED FLAME.
- Gas cylinders should be in a secure, well-ventilated sun shielded enclosure.
- Lines should be free of cracks.

#### 4-5 Steam Safety

- Steam boilers should have safety valve, pressure gauge, water level gauge.
- Steam boilers should be regularly cleaned, and any scale removed.
- Any steam pipe work should be lagged.
- Before cleaning, steam heated equipment should be isolated from the steam supply and allowed to cool.
- When cooking is completed shut off the steam valve before opening doors and lids.
- Open doors and lids carefully and stand to one side to avoid contact with escaping steam.
- Steam boilers and equipment operating under pressure should be tested and certified by licensed competent person every 12 months.

Issue Date: 09/05/2024	OPEN DATA / بيانات مفتوحة	Version #: 3
Superseded Issue Date: 19/02/2020		Page 6 of 8

	<b>Organization Unit:</b>	<b>Health &amp; Safety Department</b>	<b>الوحدة التنظيمية:</b>	
	<b>Document title:</b>	Technical Guidelines for Occupational Health and Safety in Kitchen and Food Preparation Areas	<b>اسم الوثيقة:</b>	
	<b>Doc Ref:</b>	DM-HSD-GU46-KFPA2	<b>رمز الوثيقة:</b>	

#### 4-6 Fume Ventilation

- Cooking fume ventilation hoods (or canopies) and ducting are needed to remove smells, vapor and grease produced in large quantities during cooking.
- Ducting should be with:
  - Minimum number of bends and vented to atmosphere. The vertical stack should extend 1.5 m above the highest points in the building.
  - A grease filter and oil collector installed in the ventilation hood in a readily accessible position within or as close to the equipment as possible. A sketch of typical ventilation hood is given for guidance.
- The ducting should serve only the kitchen with no communication with the rest of the premises.
- Daily clean:
- Cooker surfaces and hoods.
- Empty and clean oil and condensation in channels/collectors.
- Remove and clean filters regularly, at least once a week.
- Clean the inside surfaces of ducting and the fan blades. Before cleaning, switch the fan off and allow sufficient cooling time. Ensure that the fan switch is locked off or else remove and retain the fuse to the fan.
- Do not hang combustible articles such as clothes, towels over or near cooking equipment with a fume ventilation hood.
- Keep firefighting equipment - Fire extinguishers, fire blanket in an easily accessible location.



#### 4-7 Deep Fat Fryers

- Burns can be caused if the hot oil or fat splashes when food or the basket is dropped or if it boils over.
- Fire from ignition of hot cooking oil or fat is also a major hazard.
- Do not leave a working fryer unattended.
- Temperature controls should be checked periodically.

#### 4-8 Cold Stores

- The opening mechanism on the door of chill or cold store should be in good working condition.
- If there are two doors in cold stores audible/visible warning signals should be provided for the use of locked-in person to call for assistance.

Issue Date: 09/05/2024	OPEN DATA / بيانات مفتوحة	Version #: 3
Superseded Issue Date: 19/02/2020		Page 7 of 8

	Organization Unit:	<b>Health &amp; Safety Department</b>	الوحدة التنظيمية:	
	Document title:	Technical Guidelines for Occupational Health and Safety in Kitchen and Food Preparation Areas	اسم الوثيقة:	
	Doc Ref:	DM-HSD-GU46-KFPA2	رمز الوثيقة:	

#### 4-9 Personal Protective Equipment

- All employees shall be provided with the personal protective equipment such as coverall, apron, gloves, non-slippery shoes, and other appropriate equipment suitable for their operation.
- The use of personal protective equipment shall be ensured by supervision.

#### 4-10 First-Aid

- First aid requirements as specified in the Technical Guideline No. 25 shall be maintained.

#### 4-11 Fire Fighting

- Employees shall be trained in first aid and basic firefighting operations.
- An adequate number of extinguishers shall be provided and maintained in good condition. Do not provide or use water type extinguishers on oil fires.

For (suggestions, comments, and complaints)	For further information
<ul style="list-style-type: none"> <li>▪ Unified interactive platform that connects Dubai Government and its customers: The 04 Platform <a href="https://04.gov.ae/">https://04.gov.ae/</a></li> <li>▪ ☎ Dubai Municipality - Call Center (24/7): 800900</li> </ul>	<ul style="list-style-type: none"> <li>▪ ✉ <a href="mailto:safety@dm.gov.ae">safety@dm.gov.ae</a></li> <li>▪ ☎ Dubai Municipality - Call Center (24/7): 800900</li> </ul>

## 5 References

- Dubai Local Order No. 61/1991.

Issue Date: 09/05/2024	OPEN DATA / بيانات مفتوحة	Version #: 3
Superseded Issue Date: 19/02/2020		Page 8 of 8